

CREATE Excellence Together

PUPIL PREMIUM REPORT: UPDATE

JULY 2021

[*K. MORGAN*]

Pupil Premium Report 2020-21

What is Pupil Premium?

The Pupil Premium provides funding for pupils:

- who have been in receipt of free school meals (FSM) at any point in the past 6 years (£955 per secondary child)
- who have been looked after for 1 day or more (£2345 per child)

Schools are held accountable for the spending of these monies, performance tables will capture the achievement of disadvantaged students covered by the Pupil Premium.

Sandwell Community School is committed to providing effective resources and ensuring vital support is in place for our disadvantaged students to improve their academic outcomes.

Overview of the School

Number of pupils receiving the Pupil Premium Grant 2020-21

Total Number of Pupils on roll – DfE and LA	180
Total Number of pupils eligible for Pupil Premium Grant	52
Total amount received for Pupil Premium	£57 970

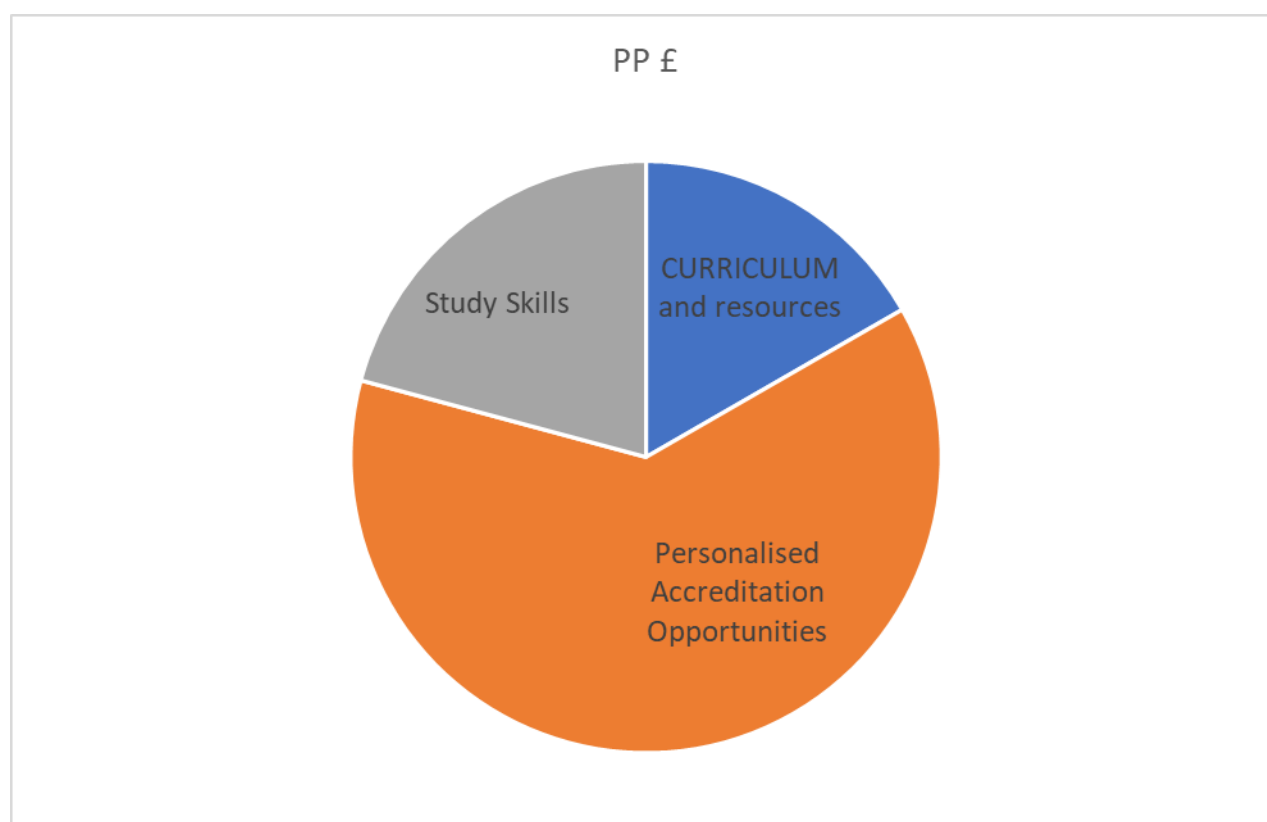
Intended Objectives of Pupil Premium Spending 2020-2021

Sandwell Community School utilised the pupil premium money in order to meet the following objectives:

1. Improve the CURRICULUM and curriculum resources to enhance outcomes
2. Offer Personalised Provision: to continue to implement personalised strategies
3. Improve Study Skills to ensure the highest standards

Summary of Spending 2020-2021

Below is a chart to summarise how Sandwell Community School has spent their Pupil Premium Grant (PPG):



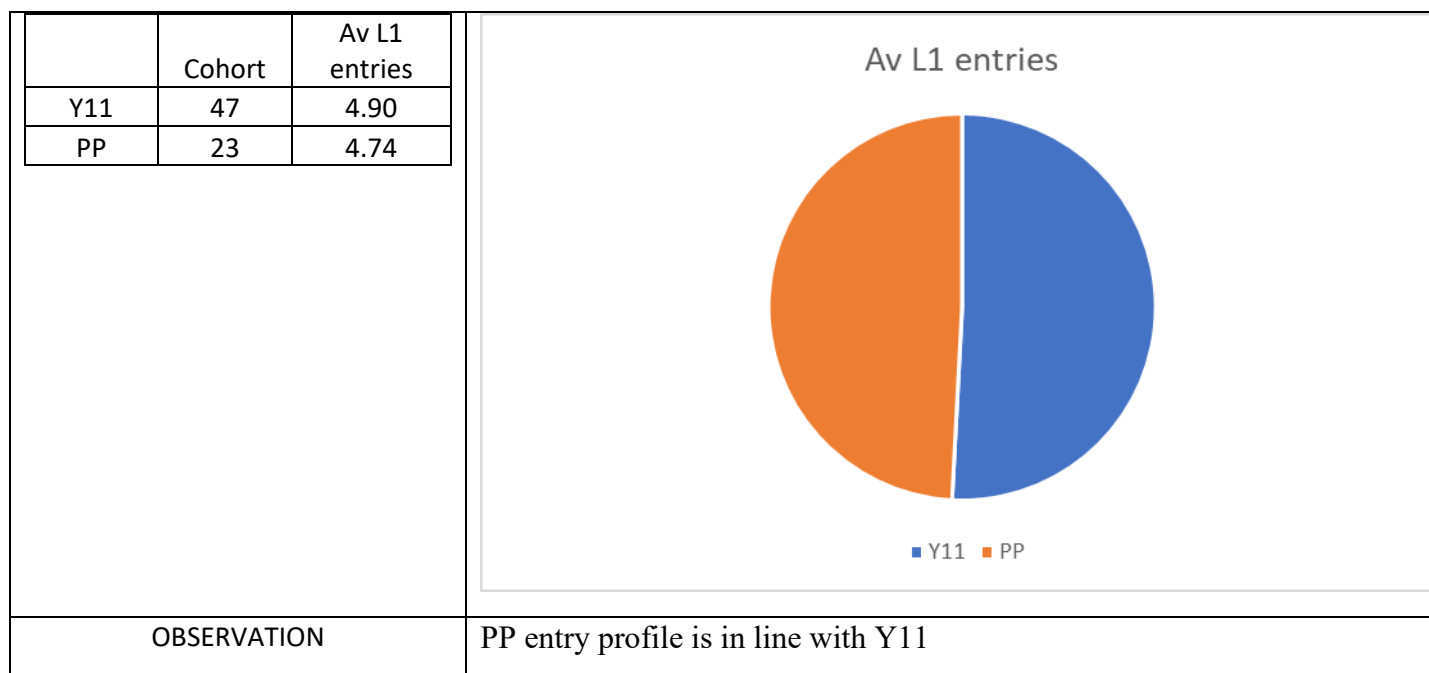
Impact and Outcomes

SCS evaluates the impact of the pupil premium spend using the data from the previous academic year. PROGRESS can be demonstrated through academic performance at Y11.

Academic Performance

At SCS there is an expectation that all learners will achieve Level 1 qualifications


Entry Profile for Level 1 Qualifications



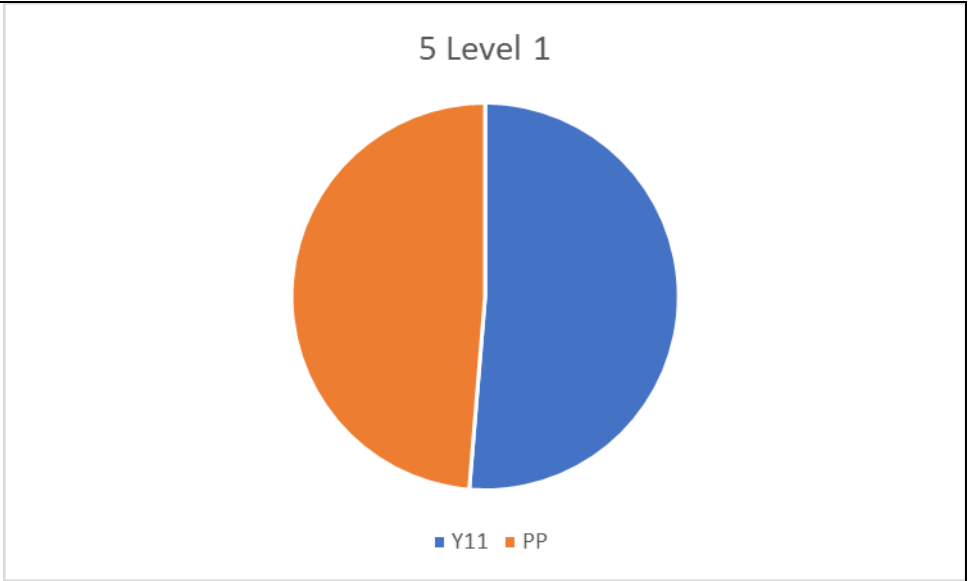
The following conversion is used to judge the degree of success:

% of cohort	PROGRESS
90%	Excellent
80%	Very Good
70%	Good
60%	Above Average
50%	Average
40%	Below Average
30%	Well Below Average
20%	Inadequate

Attaining at least 1 Level 1 QUALIFICATION

	Cohort	1xLevel 1	
Y11	47	83%	
PP	23	87%	
OBSERVATION			PP performance is VERY GOOD PP performed higher than all Y11 cohort

Attaining 5 x Level 1 QUALIFICATION

	Cohort	5 Level 1	
Y11	47	60%	
PP	23	57%	
OBSERVATION			PP performance is AVERAGE PP performed generally in line with all Y11 cohort

Attaining L1 success – based on achieving L1 from total number of L1 entries

	Cohort	Av L1 success
Y11	47	78%
PP	23	79%

Av L1 success

■ Y11 ■ PP

OBSERVATION	<p>PP performance is GOOD</p> <p>Average L1 success is high for both and PP is in line with all Y11 cohort</p>
-------------	--

Attaining L1 in both English and Maths

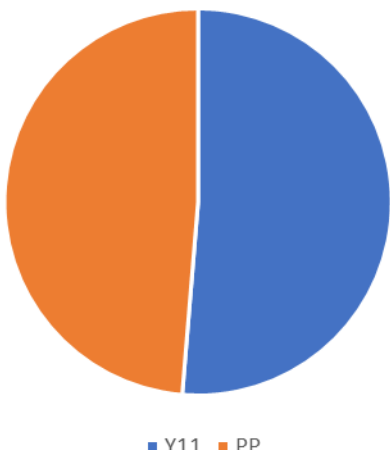
	Cohort	L1 En+Ma
Y11	47	89%
PP	23	91%

L1 En+Ma

■ Y11 ■ PP

OBSERVATION	<p>PP performance is EXCELLENT</p> <p>L1En+Ma success is high for both and PP is in line with all Y11 cohort</p>
-------------	--

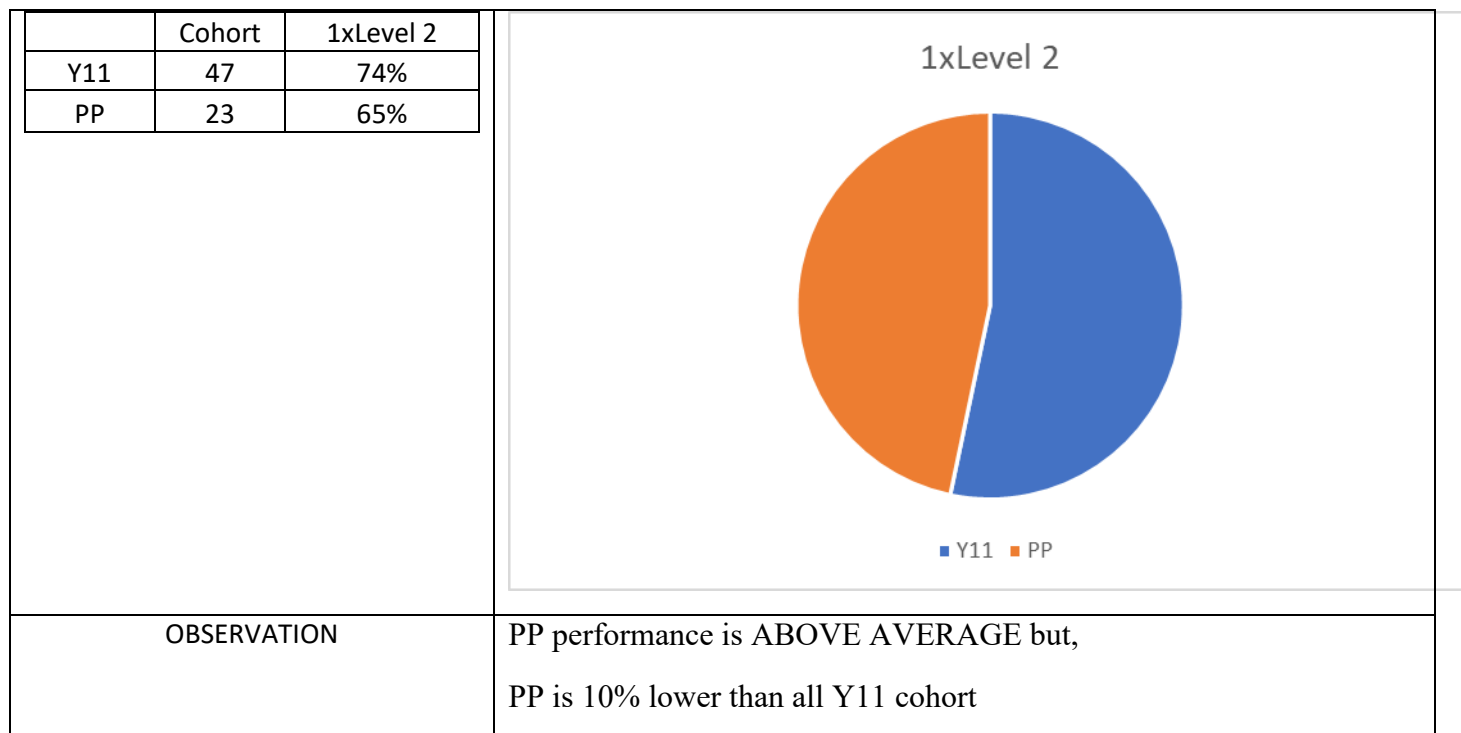
Attaining 5 x L1 and L1 for both English and Maths

	Cohort	5L1+L1 (En+Ma)	<p>5L1+L1 (En+Ma)</p>  <p>■ Y11 ■ PP</p>
Y11	47	60%	
PP	23	57%	
OBSERVATION			<p>PP performance is AVERAGE</p> <p>L1En+Ma success is high for both and PP is in line with all Y11 cohort</p>

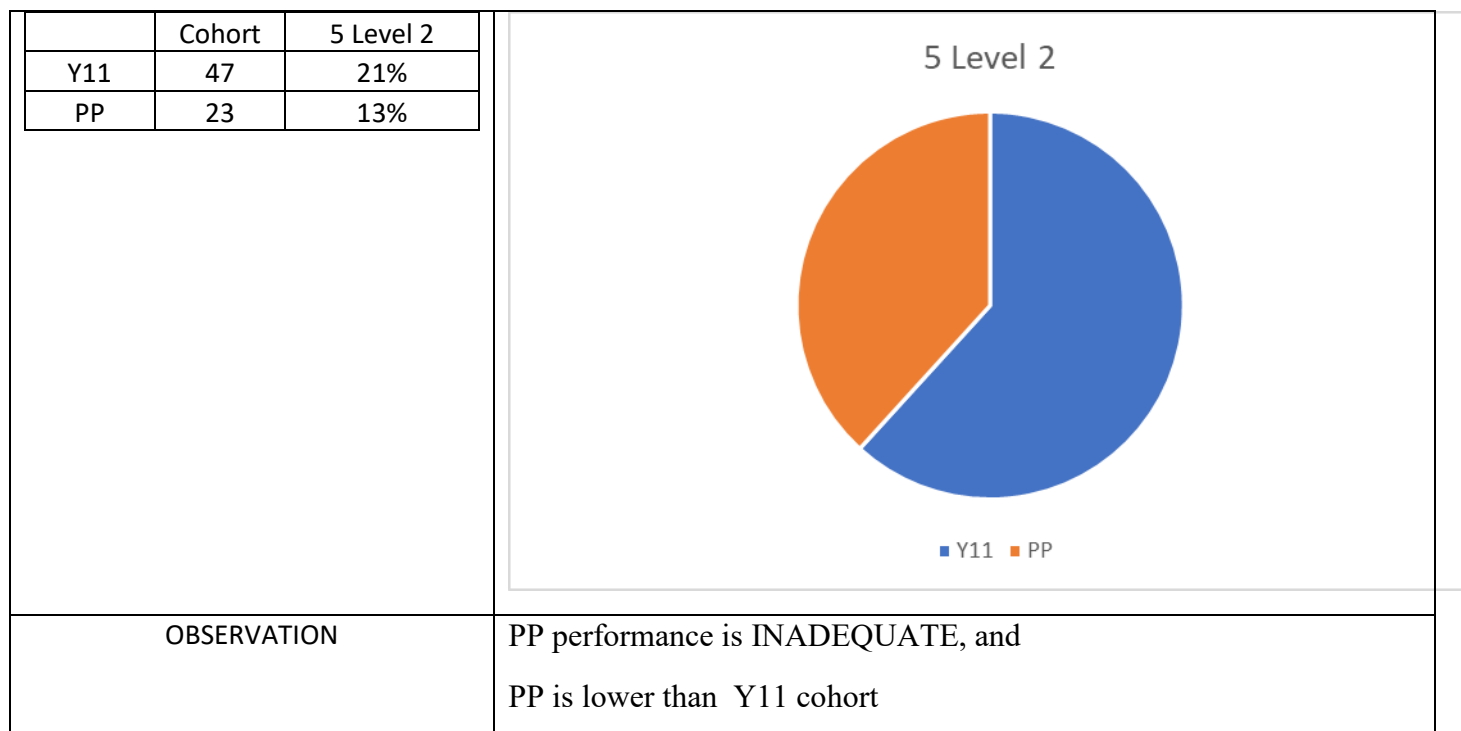
LEVEL 2 @ SCS

SCS has developed its curriculum to enable ALL students to achieve L2 qualifications. The following analysis will give SCS a benchmark for further improvement.

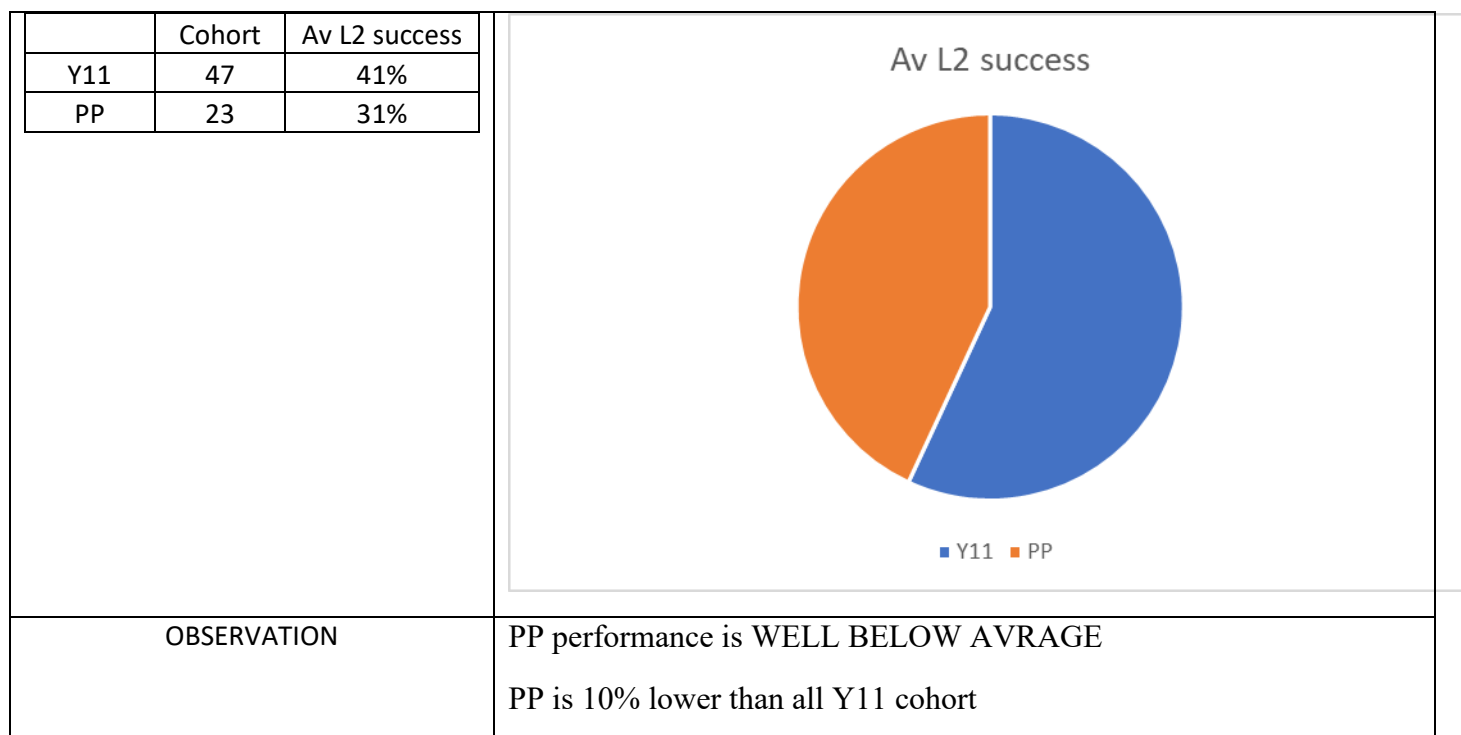
Attaining at least 1 Level 2 QUALIFICATION



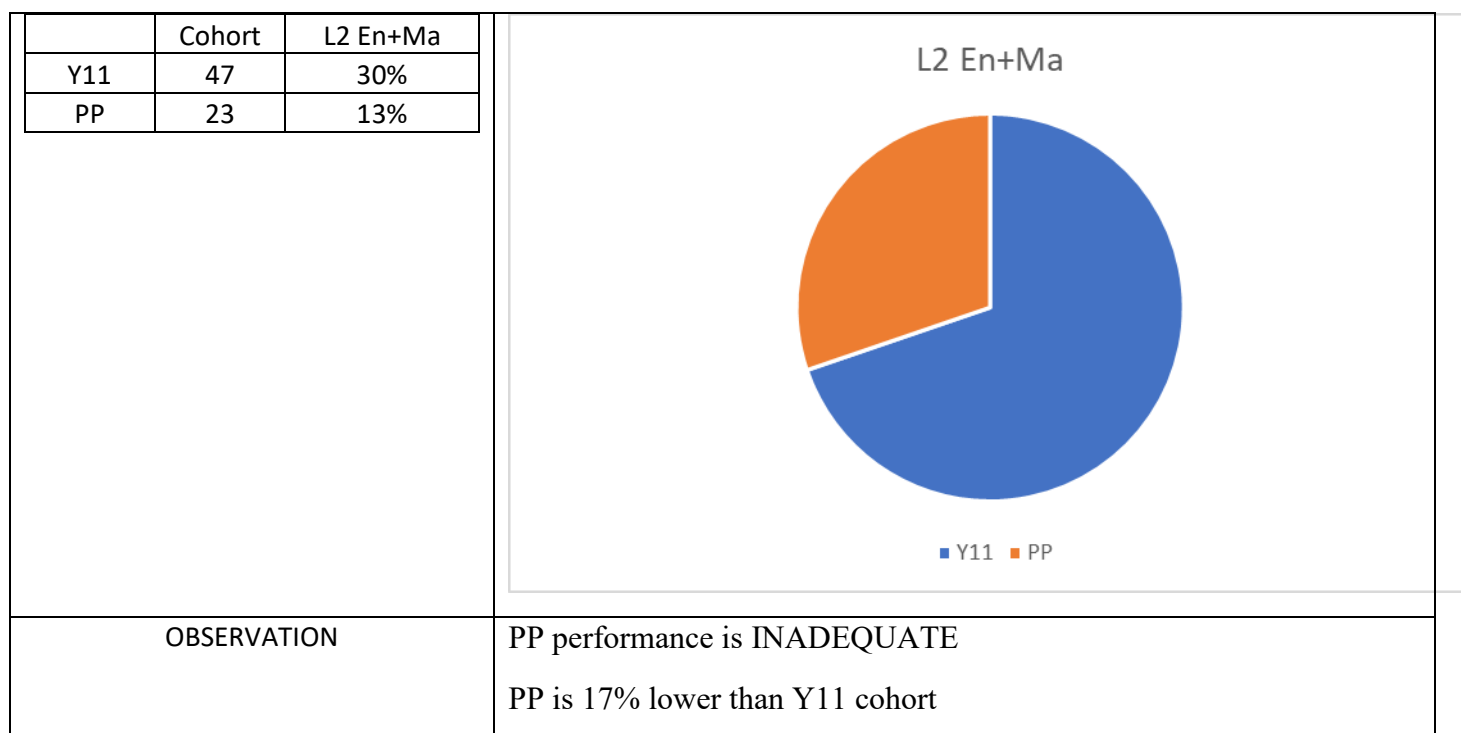
Attaining 5 x Level 2 QUALIFICATION

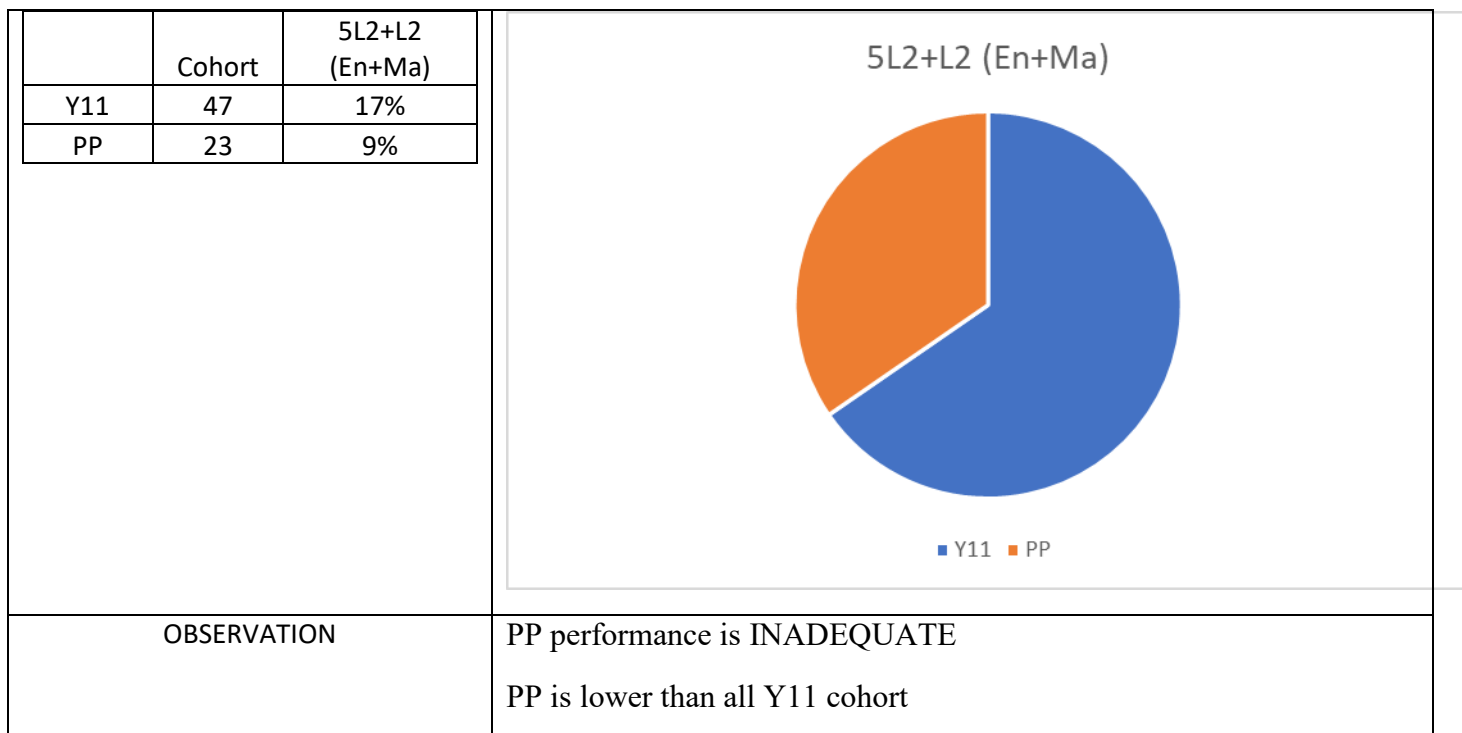


Attaining L2 success – based on achieving L2 from total number of entries



Attaining L2 in both English and Maths





OBSERVATIONS

In general, PP Y11 students have performed in line with the Y11 cohort for the various L1 criteria.

The analysis for L2 criteria indicate there are significant differences in the performance of PP students. SCS must develop more rigorous intervention strategies and recovery opportunities, however SCS now offers a Level 2 pathway and this year there has now been a benchmark created.

ACTIONS

- 1 Improve analysis of DC data
- 2 Improve INTERVENTION strategies
- 3 Offer more opportunities for students to develop study skills
- 4 Improve ATTENDANCE of the PP cohort

SUGGESTED ACTIVITY for 2021-2022

1. Strategies to improve ATTENDANCE
2. Strengthen leadership at faculty level
3. Continue to offer Personalised Accredited Pathways
4. Tutoring
5. Ensure the highest of Y11 Learner Well-being
6. Study skills through classroom support
7. Voice21 to Voice22